

Scaled data based on original data using
LM-79-08 Approved Method: Electrical and Photometric Measurements of Solid-
State Lighting Products

Test Report Prepared for
Cooper Lighting Solutions
(formerly Eaton)

Brand: McGRAW-EDISON

Report Number: P944213

Luminaire Tested: **GALN-SB9A-760-U-T1**

Issue Date: 1/21/2025

Test Information

Test Method: LM-79-08
Report Number: P944213
TEST IS SCALED FROM IESNA LM-79-08 TEST DATA (G2-2405-108-2)
Test Lab: INNOVATION CENTER
Issue Date: 1/21/2025
Manufacturer: COOPER LIGHTING SOLUTIONS (FORMERLY EATON)
Product Line: McGRAW-EDISON
Catalog Number: GALN-SB9A-760-U-T1
Description: GALLEON AREA AND ROADWAY HIGH DENSITY LED LUMINAIRE
(9) 70 CRI, 5700K, 350mA LIGHTSQUARES WITH 26 LEDS EACH AND TYPE I OPTICS
Light Source: -
Ballast/Driver: -

Summary

Lumens per Lamp: N/A
Luminaire Lumens: 42763 lumens
Efficiency: N/A
Efficacy: 167.4 lumens/watt
Luminous Opening: Rectangular (W 1.5' x L: 1.5' x H: 0')
IES Classification: Type I - Short
BUG Rating: B5 - U0 - G5

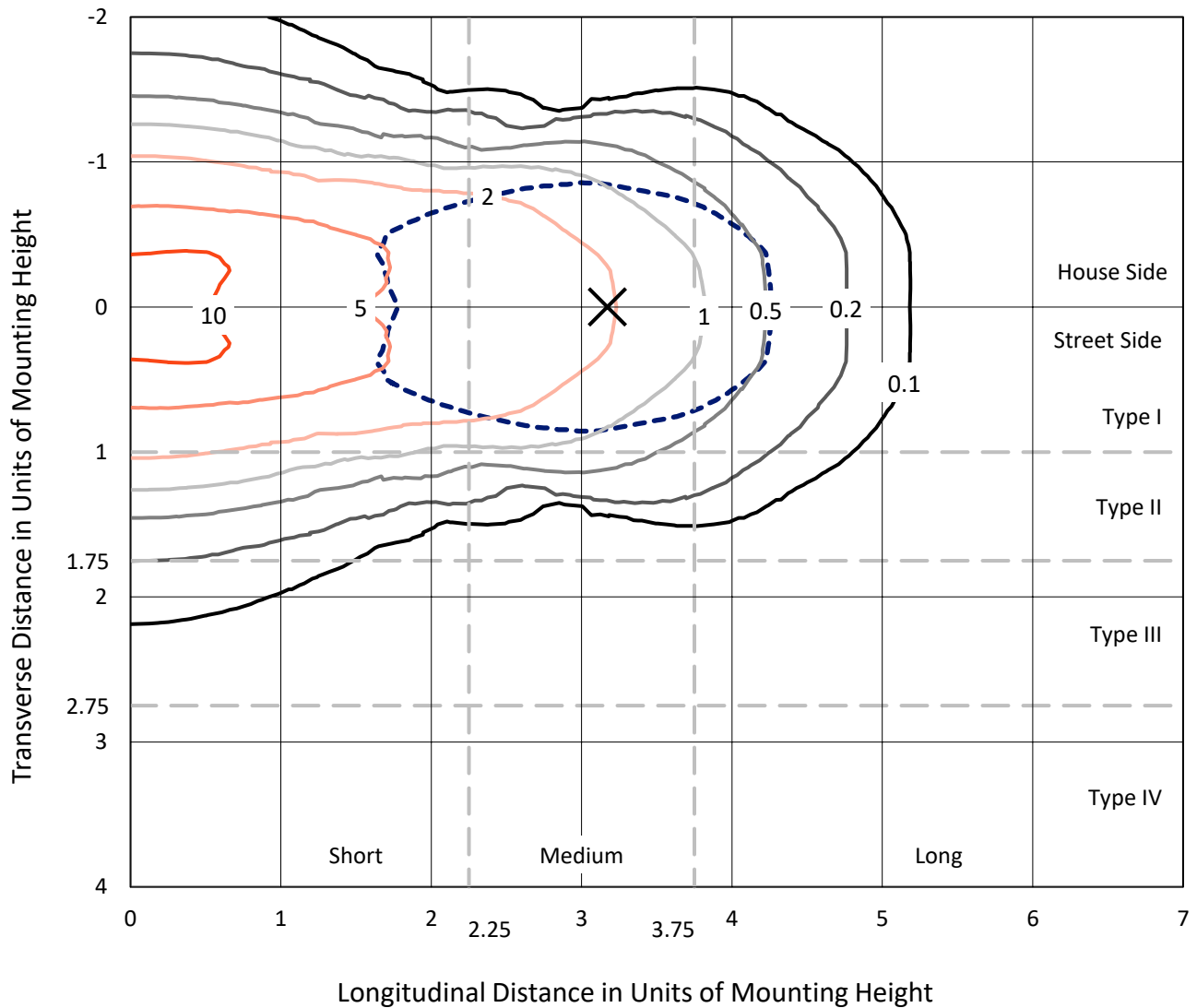
Input Watts (W): 255.5
Input Voltage (V): NR
Input Current (Ain): NR
Voltage Rise (V): NR
Power Factor: NR
Total Harmonic Distortion (THDi): NR
Frequency (hertz): 60
Stabilization Time: NR
Operation Time: NR
Ambient Temperature (°C): NR
Test Distance: 24 FT



REPORT NUMBER: P944213
 CATALOG NUMBER: GALN-SB9A-760-U-T1

Iso-Footcandle Lines of Horizontal Illumination

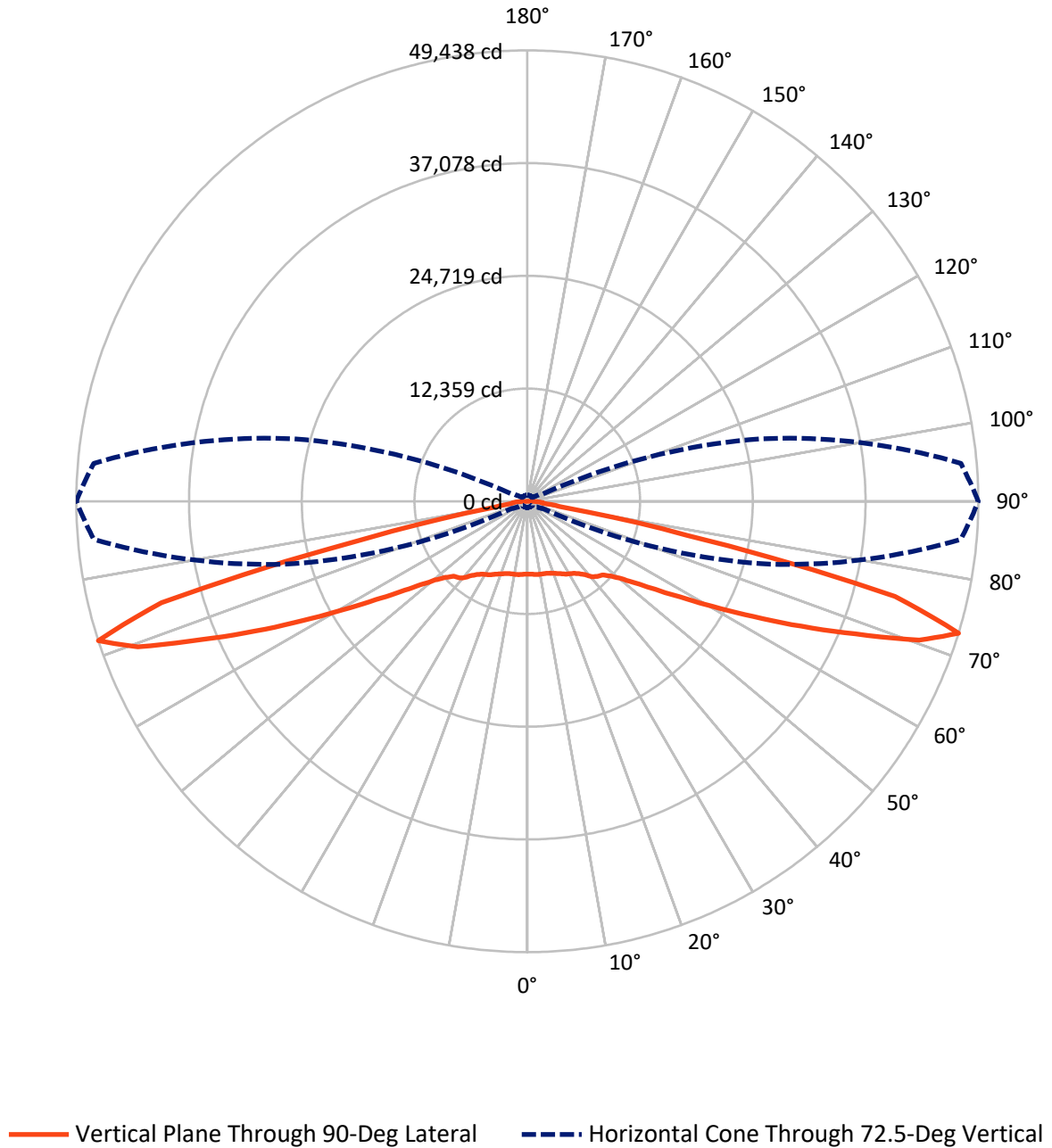
✕ Max cd
 - - - 1/2 Max cd



Based on 25 foot mounting height. Maximum calculated value = 12.8 fc
 Type I - Short - N/A

REPORT NUMBER: P944213
CATALOG NUMBER: GALN-SB9A-760-U-T1

Luminous Intensity Polar Plot



REPORT NUMBER: P944213
 CATALOG NUMBER: GALN-SB9A-760-U-T1

FLUX DISTRIBUTION:

		Downward	Upward	Total
House Side	Lumens	21381.5	0.0	21381.5
	% Fixture	50.0	0.0	50.0
Street Side	Lumens	21381.5	0.0	21381.5
	% Fixture	50.0	0.0	50.0
Total	Lumens	42763.0	0.0	42763.0
	% Fixture	100.0	0.0	100.0

ZONAL LUMENS:

Zone	Lumens	% Fixture
0°-10°	774.8	1.8
10°-20°	2369.0	5.5
20°-30°	3950.1	9.2
30°-40°	5432.6	12.7
40°-50°	6634.7	15.5
50°-60°	7673.8	17.9
60°-70°	9149.7	21.4
70°-80°	6385.9	14.9
80°-90°	392.2	0.9
90°-100°	0.0	0.0
100°-110°	0.0	0.0
110°-120°	0.0	0.0
120°-130°	0.0	0.0
130°-140°	0.0	0.0
140°-150°	0.0	0.0
150°-160°	0.0	0.0
160°-170°	0.0	0.0
170°-180°	0.0	0.0
0°-90°	42763.0	100.0
0°-180°	42763.0	100.0

Coefficient of Utilization



REPORT NUMBER: P944213

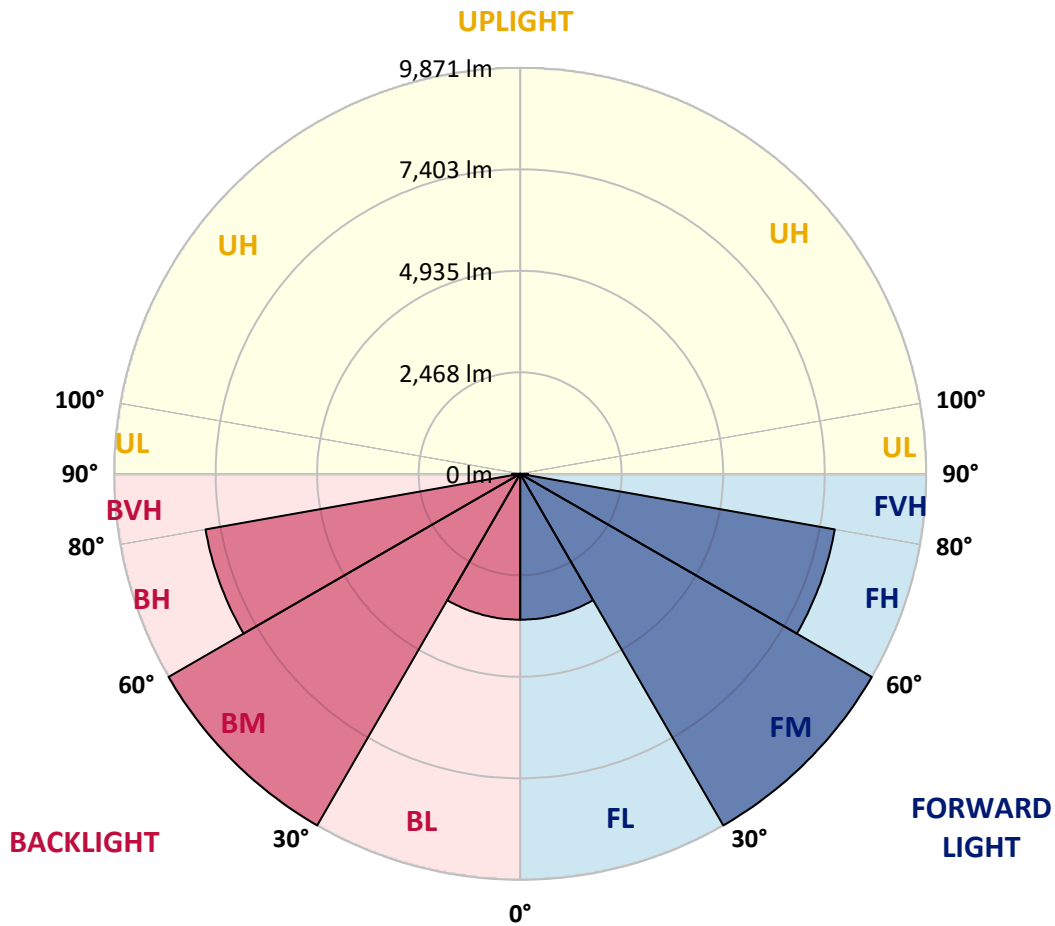
CATALOG NUMBER: GALN-SB9A-760-U-T1

LUMINAIRE CLASSIFICATION SYSTEM LUMEN TABLE AND BUG RATING:

Zone	Lumens	% Fixture	Zone Rating/Lumen Limit		
			B	U	G
FL (0°-30°)	3547.0	8.3			
FM (30°-60°)	9870.6	23.1			
FH (60°-80°)	7767.8	18.2			G4/12000
FVH (80°-90°)	196.1	0.5			G2/225
BL (0°-30°)	3547.0	8.3	B4/5000		
BM (30°-60°)	9870.6	23.1	B5		
BH (60°-80°)	7767.8	18.2	B5		G5
BVH (80°-90°)	196.1	0.5			G2/225
UL (90°-100°)	0.0	0.0		U0/0	
UH (100°-180°)	0.0	0.0		U0/0	

BUG Rating: B5-U0-G5

Type I Short



REPORT NUMBER: P944213
 CATALOG NUMBER: GALN-SB9A-760-U-T1

CANDELA DISTRIBUTION (FULL):

	0°	5°	15°	25°	35°	45°	55°	65°	75°	85°
0°	7990.7	7990.7	7990.7	7990.7	7990.7	7990.7	7990.7	7990.7	7990.7	7990.7
2.5°	7997.5	8006.6	8006.6	7999.8	8015.7	8002.1	8002.1	7995.3	8002.1	7995.3
5°	8038.4	8049.8	8054.4	8052.1	8072.5	8061.2	8061.2	8052.1	8054.4	8047.5
7.5°	8115.7	8131.6	8140.7	8152.1	8181.6	8168.0	8158.9	8131.6	8120.3	8102.1
10°	8140.7	8158.9	8188.4	8247.5	8315.7	8318.0	8290.7	8222.5	8170.3	8129.4
12.5°	8063.4	8088.4	8149.8	8270.3	8422.5	8483.9	8440.7	8327.1	8224.8	8152.1
15°	7965.7	7993.0	8086.2	8268.0	8493.0	8636.2	8631.6	8481.6	8318.0	8204.3
17.5°	7813.4	7840.7	7974.8	8229.3	8547.5	8783.9	8847.5	8693.0	8463.4	8311.2
20°	7538.5	7563.5	7749.8	8106.6	8565.7	8940.7	9106.6	8970.2	8683.9	8477.1
22.5°	7181.6	7220.3	7438.5	7895.3	8522.5	9104.3	9402.0	9308.9	8940.7	8654.3
25°	6799.8	6840.7	7095.3	7636.2	8411.2	9222.5	9752.0	9692.9	9231.6	8874.8
27.5°	6470.3	6513.5	6790.7	7379.4	8238.4	9268.0	10097.5	10127.0	9583.9	9118.0
30°	6211.2	6252.1	6547.6	7172.6	8015.7	9222.5	10399.8	10604.3	9942.9	9329.3
32.5°	5927.1	5979.4	6290.8	6920.3	7752.1	9113.4	10663.4	11120.2	10358.8	9556.6
35°	5568.0	5615.8	5943.0	6574.8	7406.6	8938.4	10883.8	11692.9	10954.3	9902.0
37.5°	5131.7	5177.1	5502.1	6143.0	7063.5	8693.0	11052.0	12338.3	11663.4	10399.8
40°	4693.1	4736.3	5040.8	5661.2	6652.1	8379.3	11111.1	12970.1	12477.0	11083.8
42.5°	4290.8	4329.4	4609.0	5186.2	6190.8	7979.4	11033.8	13520.1	13206.5	11561.1
45°	3920.4	3954.5	4202.2	4740.8	5711.2	7493.0	10802.0	14111.0	14074.7	11902.0
47.5°	3497.6	3531.7	3788.5	4309.0	5231.7	6922.6	10408.8	14692.8	15281.5	12674.7
50°	2981.7	3011.3	3274.9	3811.3	4734.0	6315.8	9863.4	15149.6	16804.1	13845.1
52.5°	2370.4	2402.2	2659.0	3195.4	4143.1	5663.5	9145.2	15447.4	18563.2	15554.2
55°	1763.6	1786.3	2009.0	2490.8	3411.3	4920.3	8245.3	15531.4	20558.6	17890.5
57.5°	1279.5	1293.2	1436.3	1795.4	2586.3	3990.8	7152.1	15313.3	22933.5	20885.9
60°	1036.3	1040.9	1084.1	1243.2	1797.7	2940.8	5831.7	14563.3	25510.8	24747.1
62.5°	940.9	940.9	952.2	995.4	1215.9	1940.9	4234.0	13008.8	28274.3	29626.6
65°	875.0	875.0	879.5	900.0	959.1	1236.3	2672.7	10477.0	30603.8	35342.3
67.5°	815.9	818.2	815.9	822.7	856.8	913.6	1550.0	7236.2	31858.3	41264.9
70°	754.5	759.1	747.7	747.7	775.0	777.3	970.4	3968.1	30817.4	46228.4
72.5°	681.8	688.6	670.4	665.9	686.3	677.3	729.5	1904.5	26458.5	47710.2
75°	618.2	627.3	586.3	575.0	575.0	568.2	593.2	977.2	17172.3	38919.5
77.5°	561.4	579.5	513.6	477.3	468.2	447.7	484.1	597.7	7511.2	18272.3
80°	463.6	488.6	422.7	379.5	363.6	340.9	381.8	418.2	2234.0	4243.1
82.5°	345.4	356.8	300.0	270.4	256.8	240.9	286.4	290.9	727.3	1502.2
85°	220.4	225.0	184.1	159.1	152.3	145.5	181.8	159.1	277.3	1104.5
87.5°	77.3	88.6	70.5	63.6	68.2	56.8	84.1	47.7	77.3	779.5
90°	0.0	0.0	0.0	0.0	0.0	0.0	0.0	0.0	0.0	0.0

(END C

90°

7990.7
7995.3
8047.5
8102.1
8122.5
8140.7
8186.2
8286.2
8438.4
8602.1
8802.1
9040.7
9218.0
9415.7
9745.2
10190.7
10861.1
11274.7
11515.6
12229.3
13286.0
14865.6
17029.1
19801.8
23381.3
27797.1
33028.8
38767.3
45571.6
49437.5
41628.5
17892.8
4063.5
1697.7
1604.5
965.9
0.0

OF REPORT)